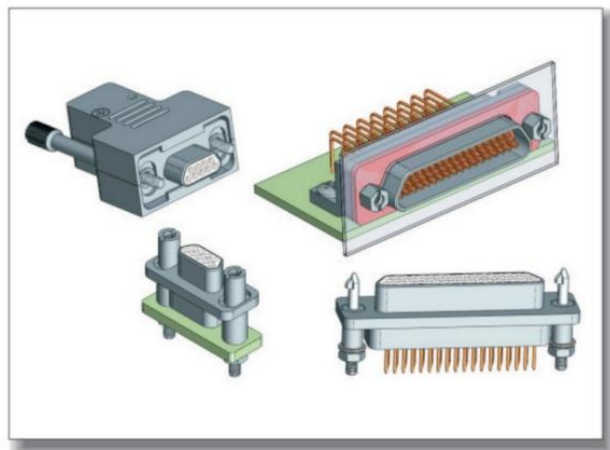


■ 产品简介

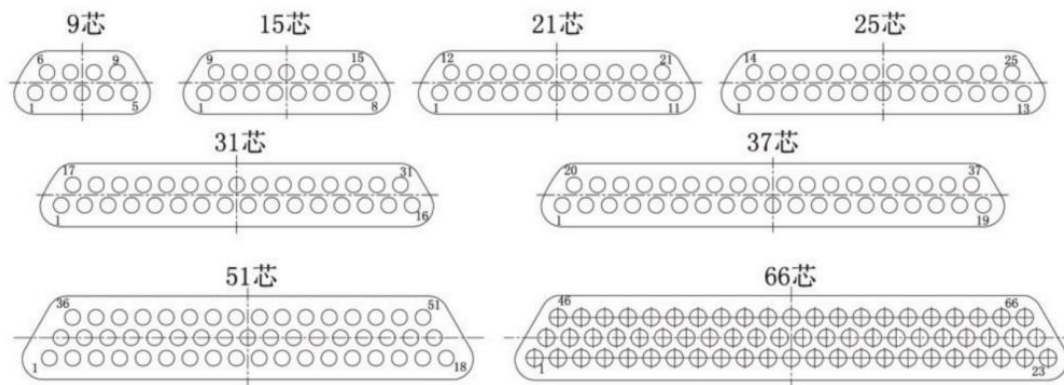
- 芯数：有9、15、21、25、31、37、51、66芯八种规格
- 采用绞线式弹性插针（麻花针），接点间距为1.91mm，排距为1.65mm
- 适配导线线芯截面积范围：0.15mm²~0.3mm²
- 广泛用于航天、航空、电子计算机等各类电子设备的电路连接
- 执行企业标准：Q/ZH.J1002 《J29G系列微矩形电连接器详细规范》
Q/ZH.J1003 《J29A系列微矩形电连接器详细规范》
Q/ZH.J1029 《J29M系列微矩形电连接器详细规范》

■ 技术性能

- 环境温度：-55℃~+125℃
- 相对湿度：+40℃达95%
- 振动：10~2000Hz，200m/s²
- 冲击：加速度1200m/s²，6ms
- 额定电流：5A
- 接触电阻：≤10mΩ
- 绝缘电阻：≥5000MΩ
- 介质耐压：1500V
- 机械寿命：1000次
- 密封性能：仅密封插座
J29M水密封，压差一个大气压，水检无气泡产生
J29M1气密封，1×10⁻³ Pa.cm³/s



■ 型谱排列（从装孔对接端看）



■ 订货标志

J29 - TJ/ZK -

① ② ③ ④ ⑤ ⑥ ⑦ ⑧

- ① 系列主称代号: J29
- ② 系列改型: A-基本型、M-灌胶密封、M1-玻璃烧结密封、C-外壳材料为铜合金、S-外壳材料不锈钢, G-传输高速差分信号
- ③ 接触件数目: 9、15、21、25、31、37、51、66
- ④ 连接器与接触件种类: TJ-插头装插针 ZK-插座装插孔
- ⑤ 接触件端接形式: 无标记压接、H-焊接、N-直插印制板(1.91×1.65网格)、N2-直插印制板(1.91×2.54网格)、W-弯插印制板(1.91×2.54网格)、WI-弯插印制板(3.82×2.54网格)
- ⑥ 锁紧组件类别: 详见“J29A锁紧组件”
- ⑦ 外壳类型: 无标记普通型(外壳法兰盘对接端有扁形沉孔)、J29A-□TJW/ZKW/TJWI/ZKWI为专用外壳(外壳法兰盘对接端无扁形沉孔,灌胶端有4.5×4.5方孔)、A-外壳法兰盘宽度与尾端等宽、A1-外壳法兰盘宽度介于普通型与-A型之间
- ⑧ 尾罩合件类型: D、D1、D2

注意: 附件说明不是订货标志的组成部分, 因此顾客在选用时, 请在括弧中注明接线的规格、长度。比如导线的具体型号、截面积、颜色、绑扎要求等, 接线关系复杂时应给出接线表。

■ 标志示例

J29A-51ZKP: 表示接触件数目为51、插座装插孔、接触件尾端为压接式、带P型锁紧组件的


■ 产品族谱

大类	小类	备注
J29A普通型	压接系列	法兰盘对接端有扁形沉孔
	焊接H系列	法兰盘对接端有扁形沉孔
	直插印制板N系列	法兰盘对接端有扁形沉孔, 网格间距1.91 × 1.65
	直插印制板N2系列	法兰盘对接端有扁形沉孔, 网格间距1.91 × 2.54
	弯插印制板W系列	法兰盘尾端有方形沉孔, 网格间距1.91 × 2.54
	弯插印制板WI系列	法兰盘尾端有方形沉孔, 网格间距3.82 × 2.54
J29A-A型	压接系列	法兰盘对接端有扁形沉孔, 与尾端同宽
	焊接H系列	法兰盘对接端有扁形沉孔, 与尾端同宽
	弯插印制板W系列	法兰盘对接端有扁形沉孔, 与尾端同宽, 网格间距1.91 × 2.54
	弯插印制板WI系列	法兰盘对接端有扁形沉孔, 与尾端同宽, 网格间距3.82 × 2.54
J29A-A1型	压接系列	法兰盘对接端有扁形沉孔, 宽度介于普通型与-A之间
	焊接H系列	法兰盘对接端有扁形沉孔, 宽度介于普通型与-A之间
J29M型	压接系列	外壳与普通型相比, 只是外壳加高, 灌胶水密封
	焊接H系列	外壳与普通型相比, 只是外壳加高, 灌胶水密封
J29M1型	焊接H系列	玻璃烧结气密封
J29G	直插印制板N系列	外壳与普通型产品一样, 传输速率1.65Gdps

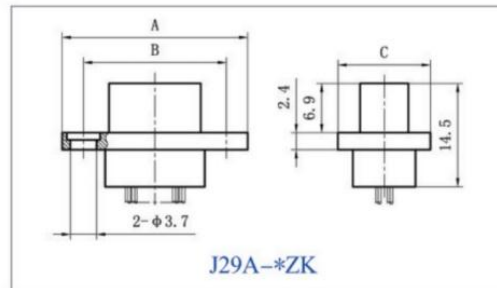
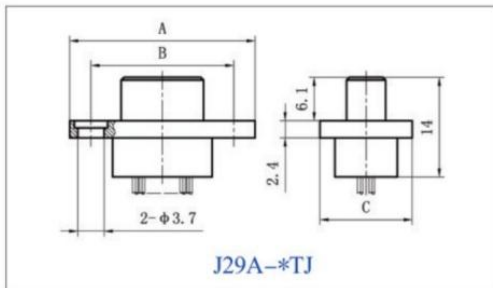
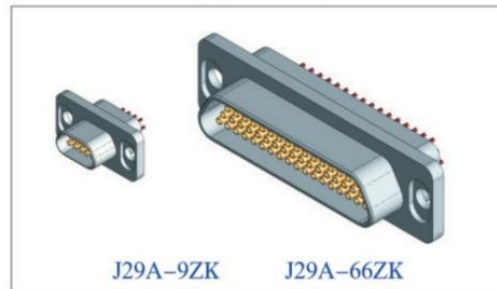
■ J29A普通型\压接系列

产品特点：接触件尾端与导线采用压接。

▼ 插头J29A-*TJ

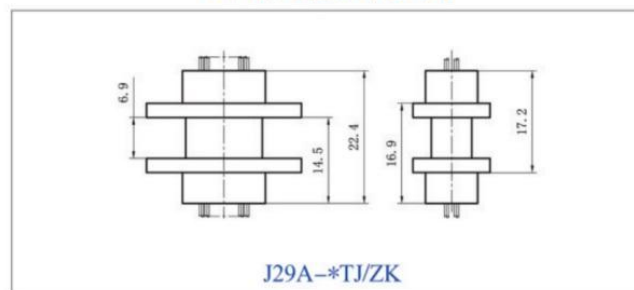


▼ 插座J29A-*ZK



插头型号	A	B	C	插座型号	A	B	C
J29A-9TJ	26.1	20.1	13.0	J29A-9ZK	26.1	20.1	13.0
J29A-15TJ	31.6	25.6	13.0	J29A-15ZK	31.6	25.6	13.0
J29A-21TJ	37.3	31.3	13.0	J29A-21ZK	37.3	31.3	13.0
J29A-25TJ	42.0	36.0	13.0	J29A-25ZK	42.0	36.0	13.0
J29A-31TJ	47.7	41.7	13.0	J29A-31ZK	47.7	41.7	13.0
J29A-37TJ	53.5	47.5	13.0	J29A-37ZK	53.5	47.5	13.0
J29A-51TJ	52.0	46.0	14.6	J29A-51ZK	52.0	46.0	14.6
J29A-66TJ	61.5	55.5	14.6	J29A-66ZK	61.5	55.5	14.6

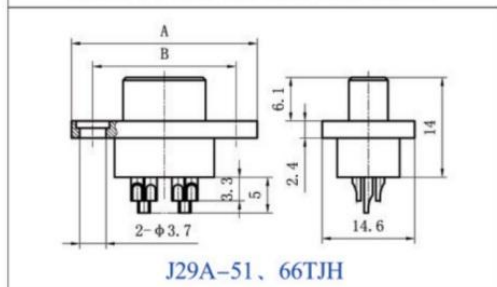
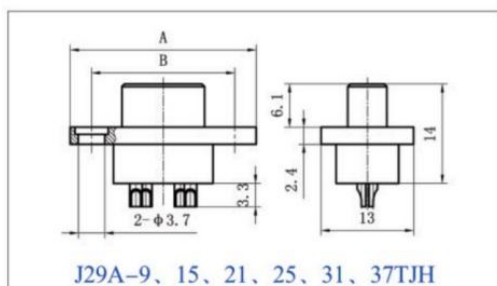
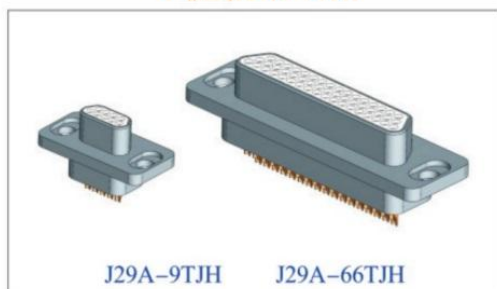
▼ 产品对接后外形尺寸



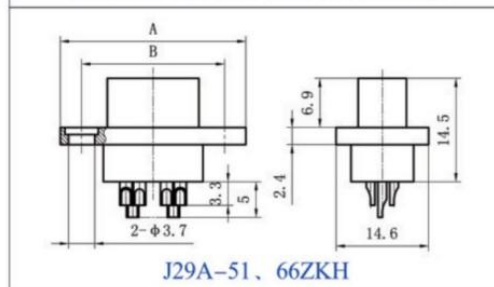
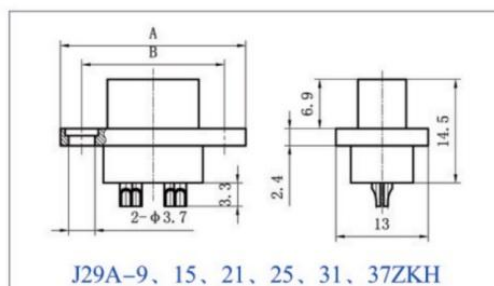
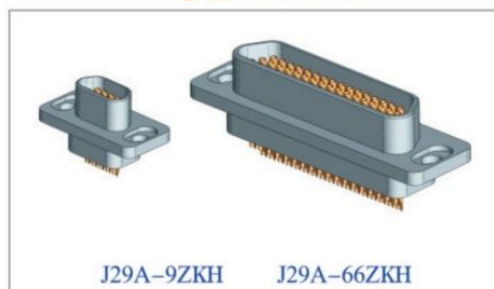
■ J29A普通型\焊接H系列

产品特点：接触件尾端与导线采用焊接方式连接。

▼ 插头J29A-*TJH



▼ 插座J29A-*ZKH

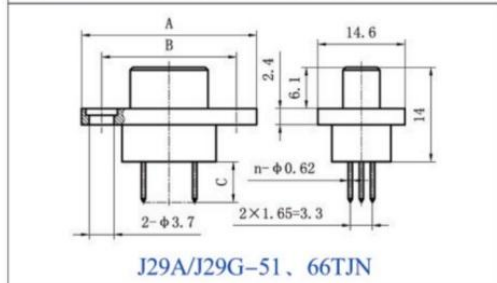
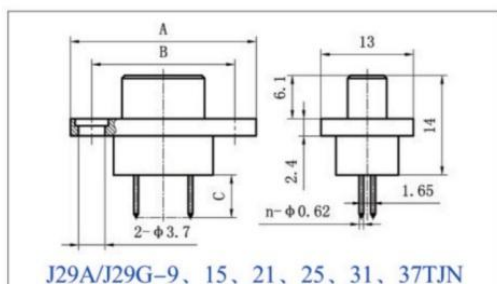


插头型号	A	B	插座型号	A	B
J29A-9TJH	26.1	20.1	J29A-9ZKH	26.1	20.1
J29A-15TJH	31.6	25.6	J29A-15ZKH	31.6	25.6
J29A-21TJH	37.3	31.3	J29A-21ZKH	37.3	31.3
J29A-25TJH	42.0	36.0	J29A-25ZKH	42.0	36.0
J29A-31TJH	47.7	41.7	J29A-31ZKH	47.7	41.7
J29A-37TJH	53.5	47.5	J29A-37ZKH	53.5	47.5
J29A-51TJH	52.0	46.0	J29A-51ZKH	52.0	46.0
J29A-66TJH	61.5	55.5	J29A-66ZKH	61.5	55.5

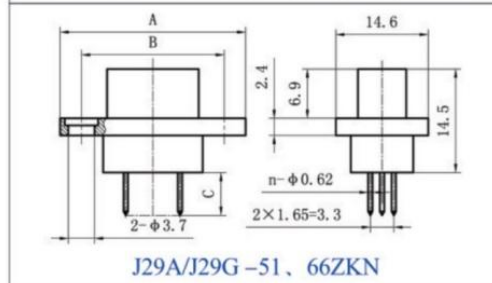
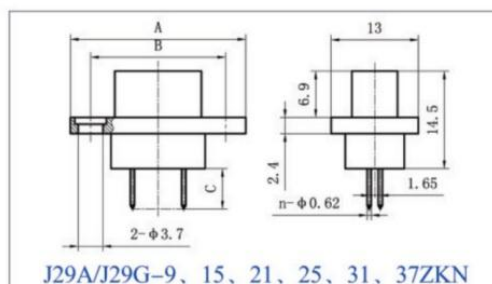
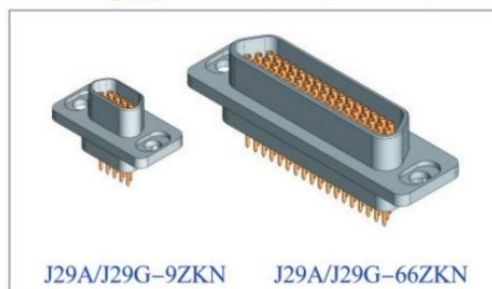
■ J29A普通型\直插印制板N系列

产品特点：印制板孔位间距为1.91×1.65

▼ 插头J29A-*TJN/J29G-*TJN



▼ 插座J29A-*ZKN/J29G-*ZKN

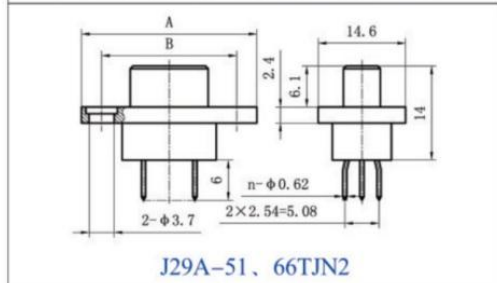
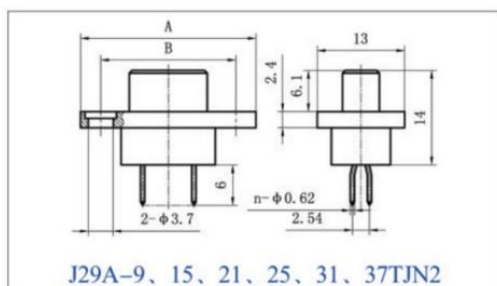



产品型号	A	B	C	产品型号	A	B	C
J29A-9TJN/ZKN	26.1	20.1	6	J29G-9TJN/ZKN	26.1	20.1	3
J29A-15TJN/ZKN	31.6	25.6	6	J29G-15TJN/ZKN	31.6	25.6	3
J29A-21TJN/ZKN	37.3	31.3	6	J29G-21TJN/ZKN	37.3	31.3	3
J29A-25TJN/ZKN	42.0	36.0	6	J29G-25TJN/ZKN	42.0	36.0	3
J29A-31TJN/ZKN	47.7	41.7	6	J29G-31TJN/ZKN	47.7	41.7	3
J29A-37TJN/ZKN	53.5	47.5	6	J29G-37TJN/ZKN	53.5	47.5	3
J29A-51TJN/ZKN	52.0	46.0	6	J29G-51TJN/ZKN	52.0	46.0	3
J29A-66TJN/ZKN	61.5	55.5	6	J29G-66TJN/ZKN	61.5	55.5	3

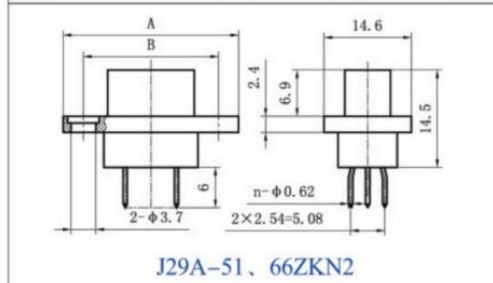
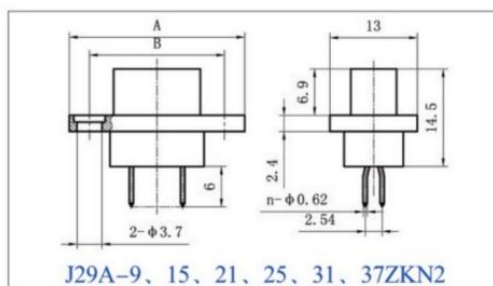
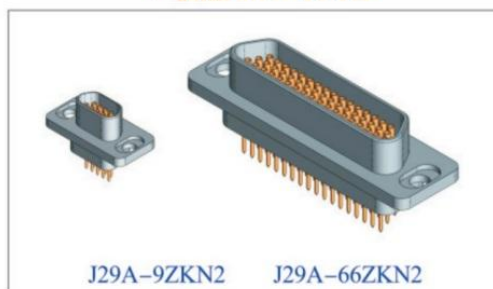
■ J29A普通型\直插印制板N2系列

产品特点：印制板孔间距为1.91×2.54

▼ 插头J29A-*TJN2



▼ 插座J29A-*ZKN2



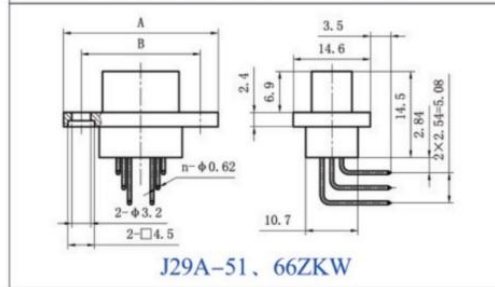
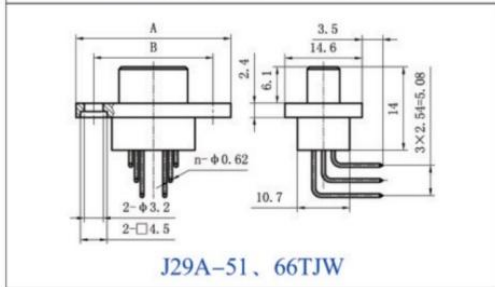
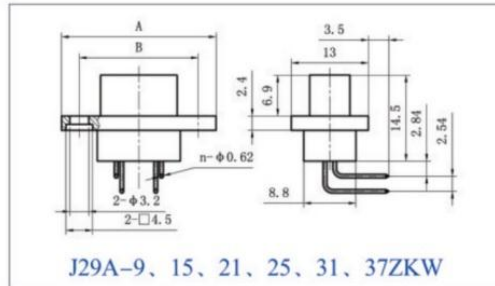
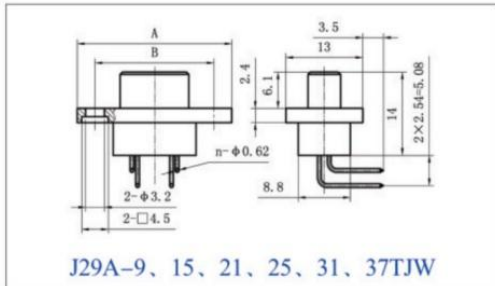
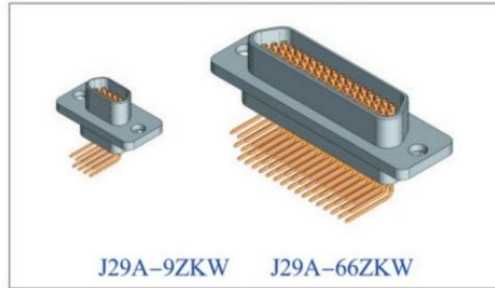

插头型号	A	B	插座型号	A	B
J29A-9TJN2	26.1	20.1	J29A-9ZKN2	26.1	20.1
J29A-15TJN2	31.6	25.6	J29A-15ZKN2	31.6	25.6
J29A-21TJN2	37.3	31.3	J29A-21ZKN2	37.3	31.3
J29A-25TJN2	42.0	36.0	J29A-25ZKN2	42.0	36.0
J29A-31TJN2	47.7	41.7	J29A-31ZKN2	47.7	41.7
J29A-37TJN2	53.5	47.5	J29A-37ZKN2	53.5	47.5
J29A-51TJN2	52.0	46.0	J29A-51ZKN2	52.0	46.0
J29A-66TJN2	61.5	55.5	J29A-66ZKN2	61.5	55.5

■ J29A普通型弯插印制板W系列

产品特点：印制板孔位间距为1.91×2.54，外壳法兰盘对接端无扁形沉孔，灌胶端有4.5×4.5方形沉孔。

▼ 插头J29A-*TJW

▼ 插座J29A-*ZKW



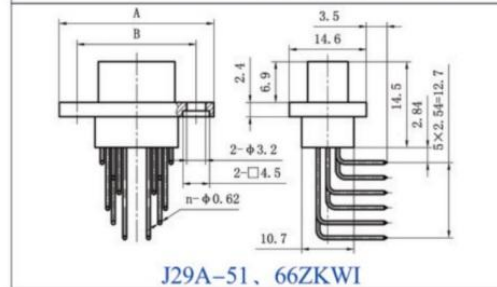
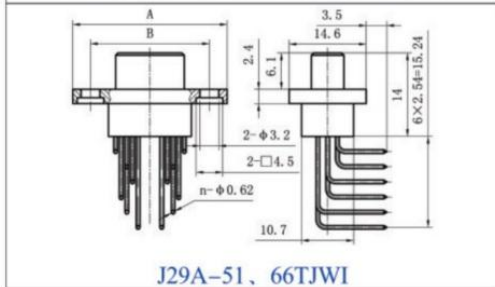
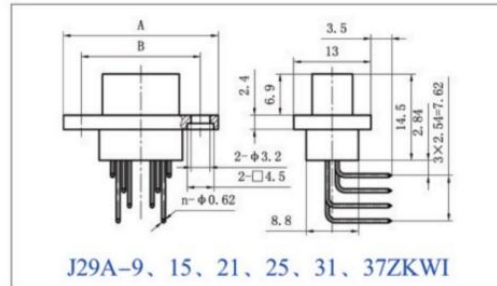
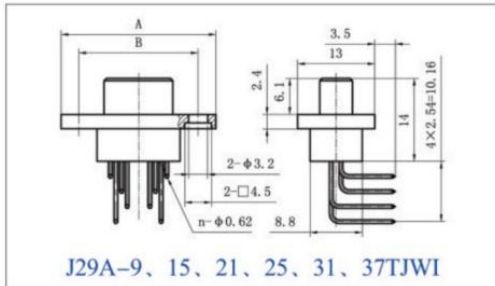
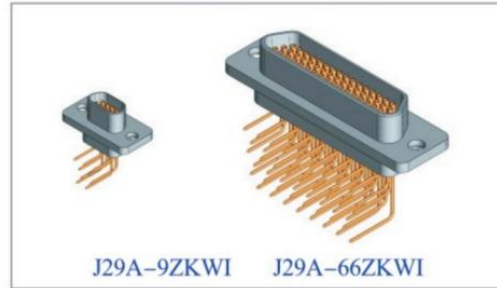

插头型号	A	B	插座型号	A	B
J29A-9TJW	26.1	20.1	J29A-9ZKW	26.1	20.1
J29A-15TJW	31.6	25.6	J29A-15ZKW	31.6	25.6
J29A-21TJW	37.3	31.3	J29A-21ZKW	37.3	31.3
J29A-25TJW	42.0	36.0	J29A-25ZKW	42.0	36.0
J29A-31TJW	47.7	41.7	J29A-31ZKW	47.7	41.7
J29A-37TJW	53.5	47.5	J29A-37ZKW	53.5	47.5
J29A-51TJW	52.0	46.0	J29A-51ZKW	52.0	46.0
J29A-66TJW	61.5	55.5	J29A-66ZKW	61.5	55.5

■ J29A普通型\弯插印制板WI系列

产品特点：印制板孔位间距为3.82×2.54，外壳法兰盘对接端无扁形沉孔，灌胶端有4.5×4.5方形沉孔。

▼ 插头J29A-*TJWI

▼ 插座J29A-*ZKWI

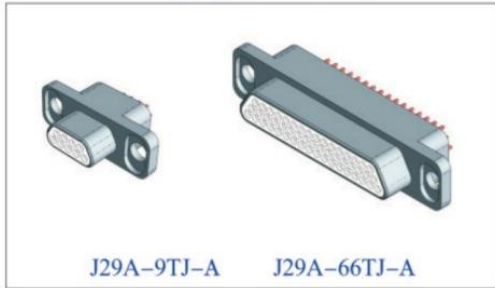


插头型号	A	B	插座型号	A	B
J29A-9TJWI	26.1	20.1	J29A-9ZKWI	26.1	20.1
J29A-15TJWI	31.6	25.6	J29A-15ZKWI	31.6	25.6
J29A-21TJWI	37.3	31.3	J29A-21ZKWI	37.3	31.3
J29A-25TJWI	42.0	36.0	J29A-25ZKWI	42.0	36.0
J29A-31TJWI	47.7	41.7	J29A-31ZKWI	47.7	41.7
J29A-37TJWI	53.5	47.5	J29A-37ZKWI	53.5	47.5
J29A-51TJWI	52.0	46.0	J29A-51ZKWI	52.0	46.0
J29A-66TJWI	61.5	55.5	J29A-66ZKWI	61.5	55.5

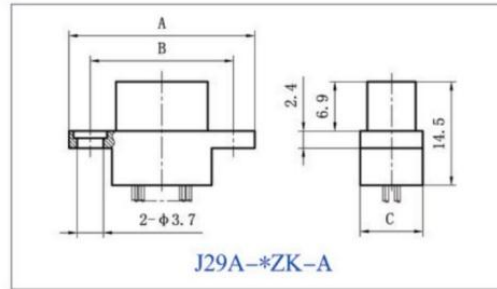
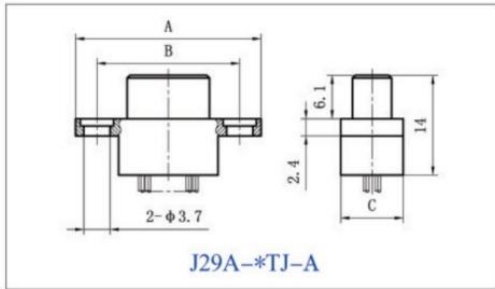
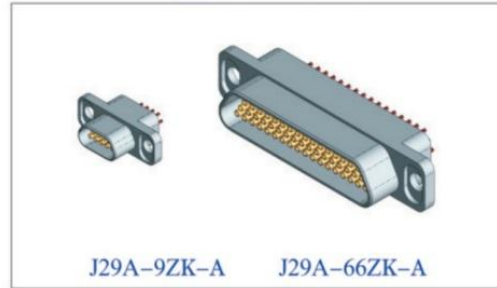
■ J29A-A型压接系列

产品特点：外壳法兰盘比普通型窄，与尾部一样宽度，接触件尾端与导线采用压接。

▼ 插头J29A-*TJ-A

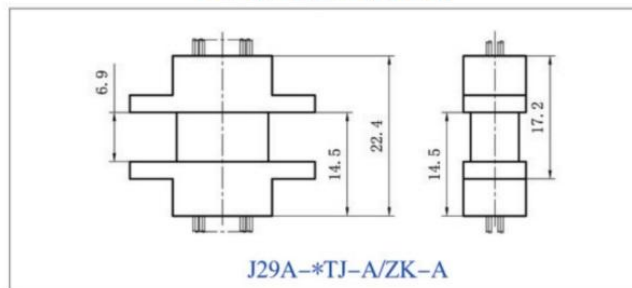


▼ 插座J29A-*ZK-A



插头型号	A	B	C	插座型号	A	B	C
J29A-9TJ-A	26.1	20.1	8.8	J29A-9ZK-A	26.1	20.1	8.8
J29A-15TJ-A	31.6	25.6	8.8	J29A-15ZK-A	31.6	25.6	8.8
J29A-21TJ-A	37.3	31.3	8.8	J29A-21ZK-A	37.3	31.3	8.8
J29A-25TJ-A	42.0	36.0	8.8	J29A-25ZK-A	42.0	36.0	8.8
J29A-31TJ-A	47.7	41.7	8.8	J29A-31ZK-A	47.7	41.7	8.8
J29A-37TJ-A	53.5	47.5	8.8	J29A-37ZK-A	53.5	47.5	8.8
J29A-51TJ-A	52.0	46.0	10.7	J29A-51ZK-A	52.0	46.0	10.7
J29A-66TJ-A	61.5	55.5	10.7	J29A-66ZK-A	61.5	55.5	10.7

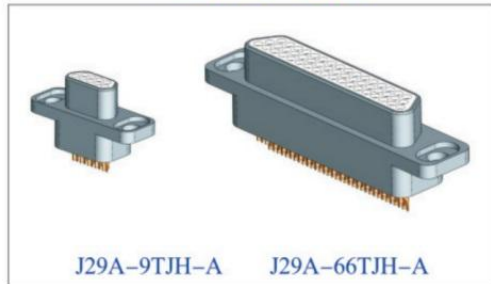
▼ 产品对接后外形尺寸



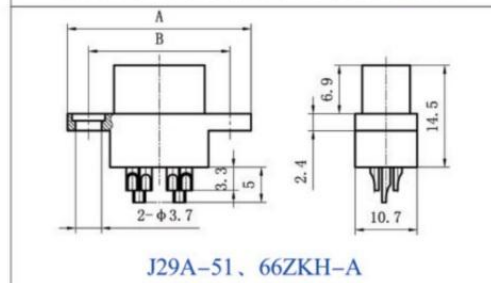
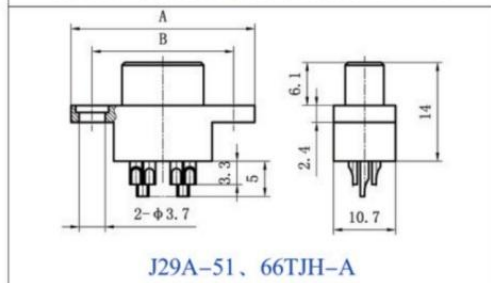
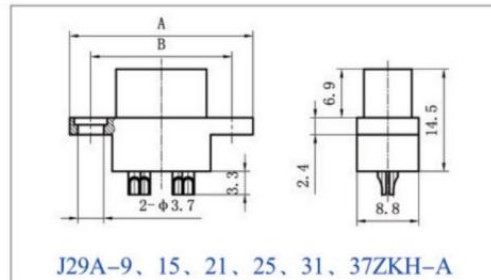
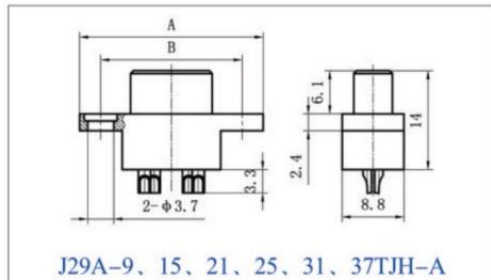
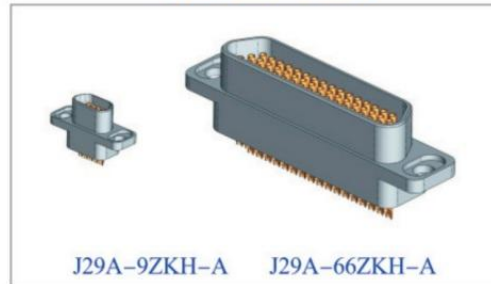
■ J29A-A型\焊接H系列

产品特点：外壳法兰盘比普通型窄，与尾部一样宽度，接触件尾端与导线采用焊接方式连接。

▼ 插头J29A-*TJH-A



▼ 插座J29A-*ZKH-A



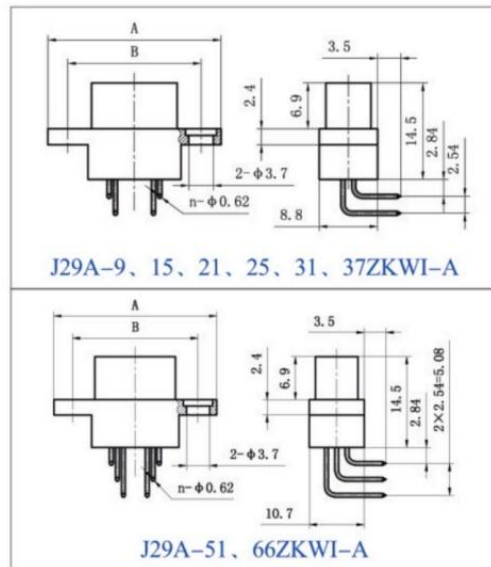
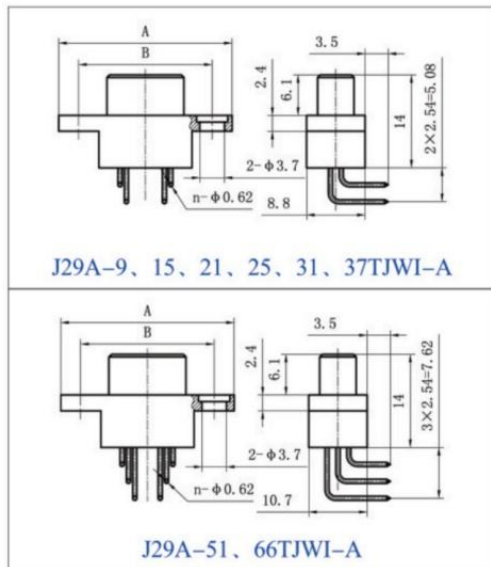
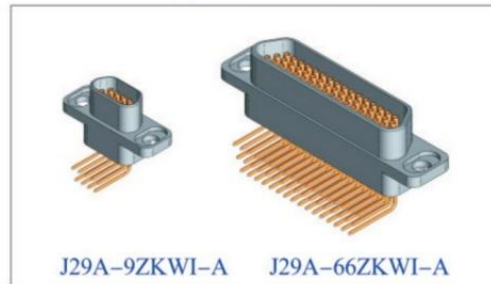
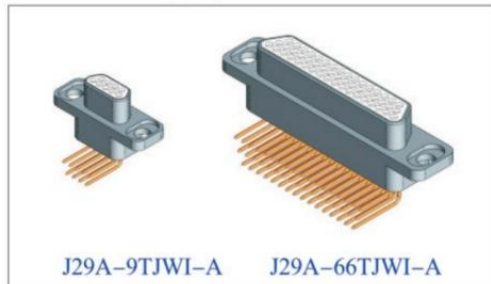
插头型号	A	B	插座型号	A	B
J29A-9TJH-A	26.1	20.1	J29A-9ZKH-A	26.1	20.1
J29A-15TJH-A	31.6	25.6	J29A-15ZKH-A	31.6	25.6
J29A-21TJH-A	37.3	31.3	J29A-21ZKH-A	37.3	31.3
J29A-25TJH-A	42.0	36.0	J29A-25ZKH-A	42.0	36.0
J29A-31TJH-A	47.7	41.7	J29A-31ZKH-A	47.7	41.7
J29A-37TJH-A	53.5	47.5	J29A-37ZKH-A	53.5	47.5
J29A-51TJH-A	52.0	46.0	J29A-51ZKH-A	52.0	46.0
J29A-66TJH-A	61.5	55.5	J29A-66ZKH-A	61.5	55.5

■ J29A-A型\弯插印制板W系列

产品特点：印制板孔位间距为1.91×2.54，法兰盘与尾部一样宽度，灌胶端有4.5×4.5方形沉孔。

▼ 插头J29A-*TJWI-A

▼ 插座J29A-*ZKWI-A



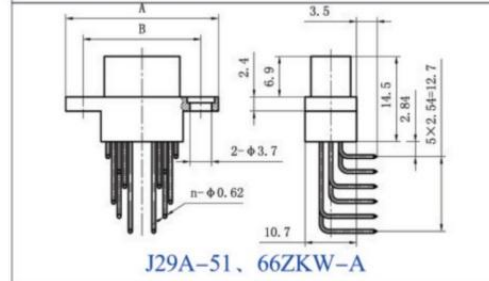
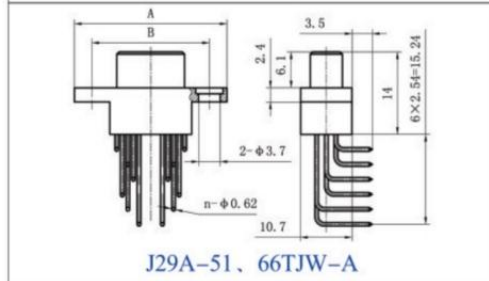
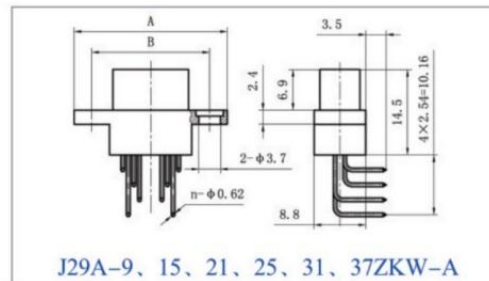
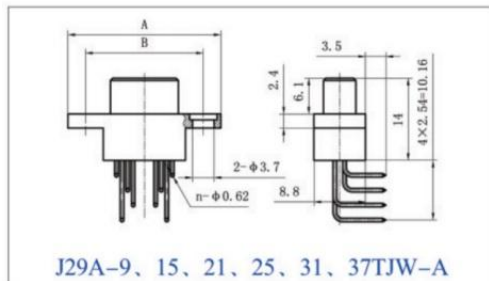
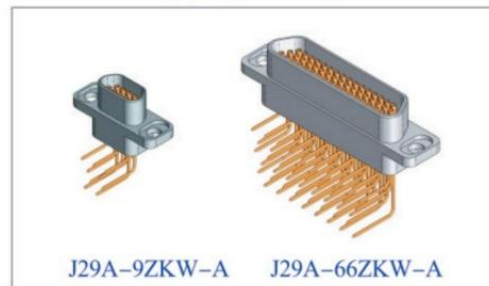
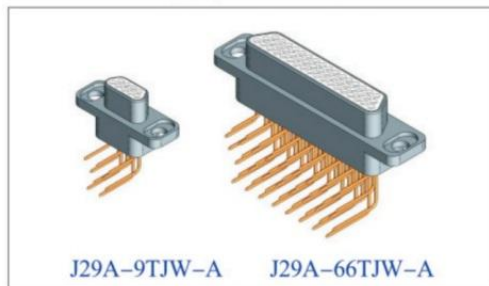
插头型号	A	B	插座型号	A	B
J29A-9TJWI-A	26.1	20.1	J29A-9ZKWI-A	26.1	20.1
J29A-15TJWI-A	31.6	25.6	J29A-15ZKWI-A	31.6	25.6
J29A-21TJWI-A	37.3	31.3	J29A-21ZKWI-A	37.3	31.3
J29A-25TJWI-A	42.0	36.0	J29A-25ZKWI-A	42.0	36.0
J29A-31TJWI-A	47.7	41.7	J29A-31ZKWI-A	47.7	41.7
J29A-37TJWI-A	53.5	47.5	J29A-37ZKWI-A	53.5	47.5
J29A-51TJWI-A	52.0	46.0	J29A-51ZKWI-A	52.0	46.0
J29A-66TJWI-A	61.5	55.5	J29A-66ZKWI-A	61.5	55.5

■ J29A-A型\弯插印制板WI系列

产品特点：印制板孔位间距为3.82×2.54，法兰盘与尾部一样宽度，灌胶端有4.5×4.5方形沉孔。

▼ 插头J29A-*TJW-A

▼ 插座J29A-*ZKW-A




插头型号	A	B	插座型号	A	B
J29A-9TJW-A	26.1	20.1	J29A-9ZKW-A	26.1	20.1
J29A-15TJW-A	31.6	25.6	J29A-15ZKW-A	31.6	25.6
J29A-21TJW-A	37.3	31.3	J29A-21ZKW-A	37.3	31.3
J29A-25TJW-A	42.0	36.0	J29A-25ZKW-A	42.0	36.0
J29A-31TJW-A	47.7	41.7	J29A-31ZKW-A	47.7	41.7
J29A-37TJW-A	53.5	47.5	J29A-37ZKW-A	53.5	47.5
J29A-51TJW-A	52.0	46.0	J29A-51ZKW-A	52.0	46.0
J29A-66TJW-A	61.5	55.5	J29A-66ZKW-A	61.5	55.5

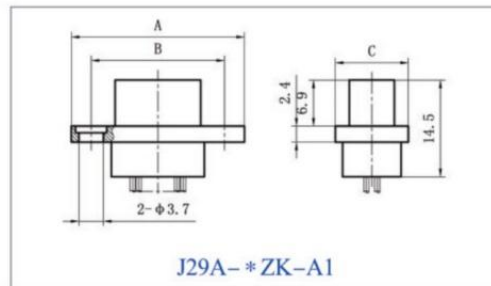
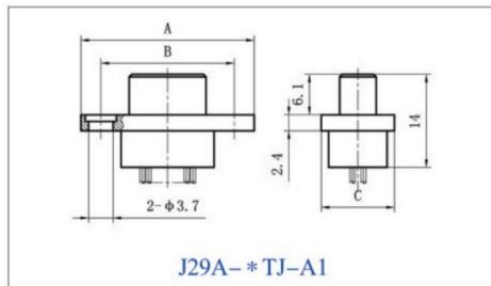
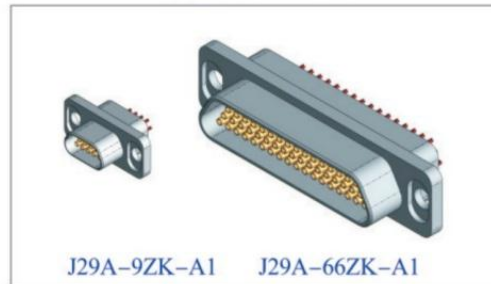
■ J29A-A1型\压接系列

产品特点：外壳法兰盘比普通型窄，介于普通型与-A之间，接触件尾端与导线采用压接。

▼ 插头J29A-*TJ-A1

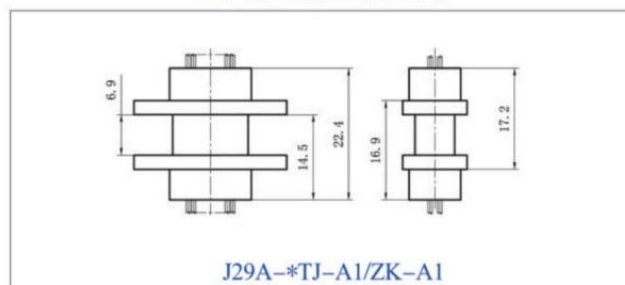


▼ 插座J29A-*ZK-A1



插头型号	A	B	C	插座型号	A	B	C
J29A-9TJ-A1	26.1	20.1	11.0	J29A-9ZK-A1	26.1	20.1	11.0
J29A-15TJ-A1	31.6	25.6	11.0	J29A-15ZK-A1	31.6	25.6	11.0
J29A-21TJ-A1	37.3	31.3	11.0	J29A-21ZK-A1	37.3	31.3	11.0
J29A-25TJ-A1	42.0	36.0	11.0	J29A-25ZK-A1	42.0	36.0	11.0
J29A-31TJ-A1	47.7	41.7	11.0	J29A-31ZK-A1	47.7	41.7	11.0
J29A-37TJ-A1	53.5	47.5	11.0	J29A-37ZK-A1	53.5	47.5	11.0
J29A-51TJ-A1	52.0	46.0	12.6	J29A-51ZK-A1	52.0	46.0	12.6
J29A-66TJ-A1	61.5	55.5	12.6	J29A-66ZK-A1	61.5	55.5	12.6

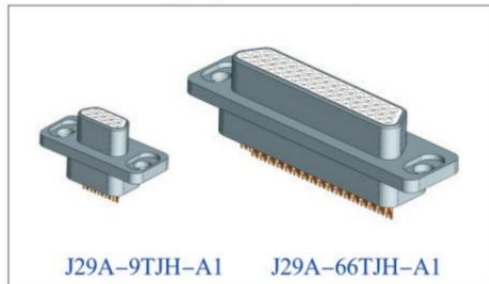
▼ 产品对接后外形尺寸



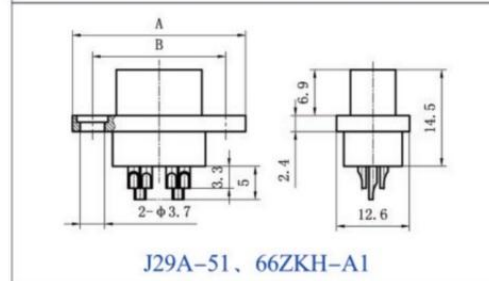
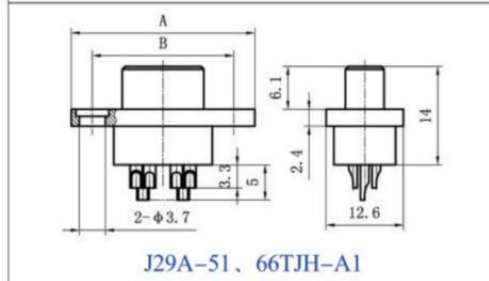
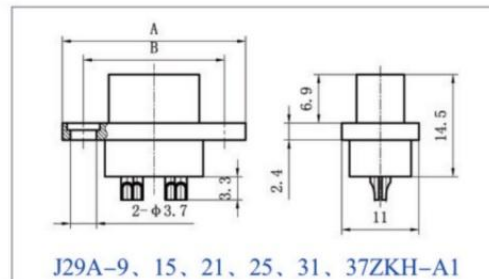
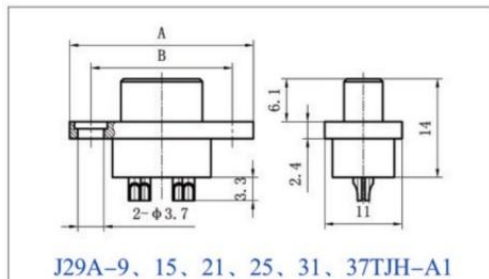
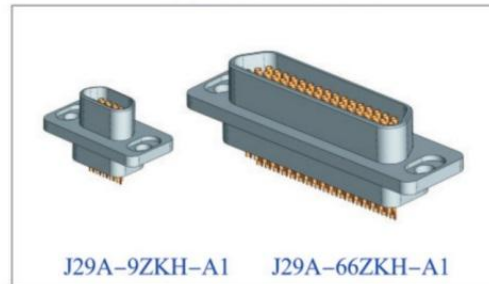
■ J29A-A1型\焊接H系列

产品特点：外壳法兰比普通型窄，介于普通型与-A之间，接触件尾端与导线采用焊接方式。

▼ 插头J29A-*TJH-A1



▼ 插座J29A-*ZKH-A1




插头型号	A	B	插座型号	A	B
J29A-9TJH-A1	26.1	20.1	J29A-9ZKH-A1	26.1	20.1
J29A-15TJH-A1	31.6	25.6	J29A-15ZKH-A1	31.6	25.6
J29A-21TJH-A1	37.3	31.3	J29A-21ZKH-A1	37.3	31.3
J29A-25TJH-A1	42.0	36.0	J29A-25ZKH-A1	42.0	36.0
J29A-31TJH-A1	47.7	41.7	J29A-31ZKH-A1	47.7	41.7
J29A-37TJH-A1	53.5	47.5	J29A-37ZKH-A1	53.5	47.5
J29A-51TJH-A1	52.0	46.0	J29A-51ZKH-A1	52.0	46.0
J29A-66TJH-A1	61.5	55.5	J29A-66ZKH-A1	61.5	55.5

■ J29M系列\压接系列

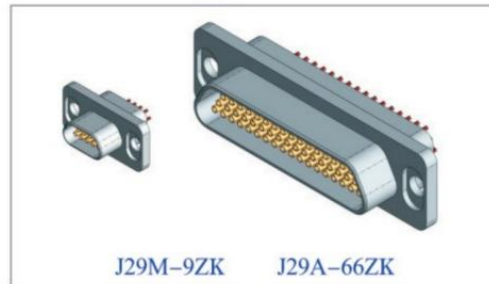
产品特点：灌胶密封型产品，与普通型比，外壳尾端灌胶腔高度比普通型高。

▼ 插头J29M-*TJ

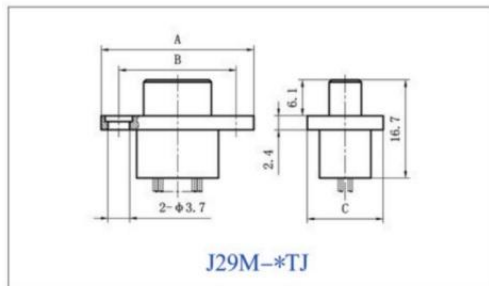


J29M-9TJ J29A-66TJ

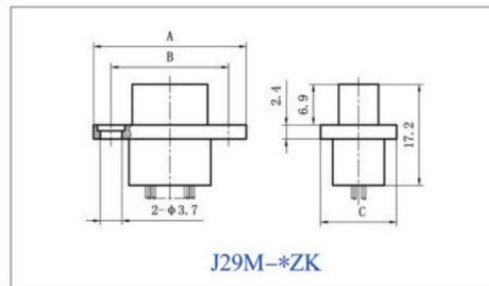
▼ 插座J29M-*ZK



J29M-9ZK J29A-66ZK



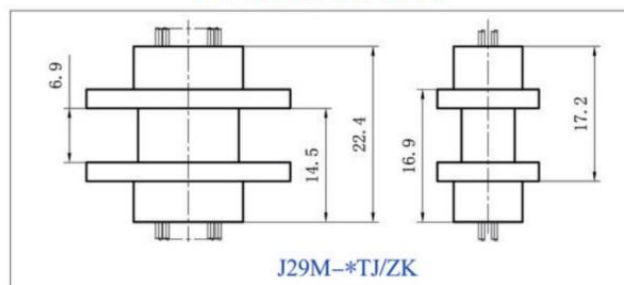
J29M-*TJ



J29M-*ZK

插头型号	A	B	C	插座型号	A	B	C
J29M-9TJ	26.1	20.1	13.0	J29M-9ZK	26.1	20.1	13.0
J29M-15TJ	31.6	25.6	13.0	J29M-15ZK	31.6	25.6	13.0
J29M-21TJ	37.3	31.3	13.0	J29M-21ZK	37.3	31.3	13.0
J29M-25TJ	42.0	36.0	13.0	J29M-25ZK	42.0	36.0	13.0
J29M-31TJ	47.7	41.7	13.0	J29M-31ZK	47.7	41.7	13.0
J29M-37TJ	53.5	47.5	13.0	J29M-37ZK	53.5	47.5	13.0
J29M-51TJ	52.0	46.0	14.6	J29M-51ZK	52.0	46.0	14.6
J29M-66TJ	61.5	55.5	14.6	J29M-66ZK	61.5	55.5	14.6

▼ 产品对接后外形尺寸

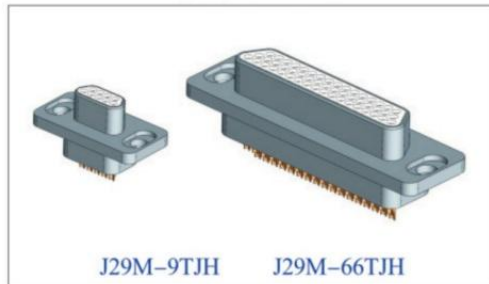


J29M-*TJ/ZK

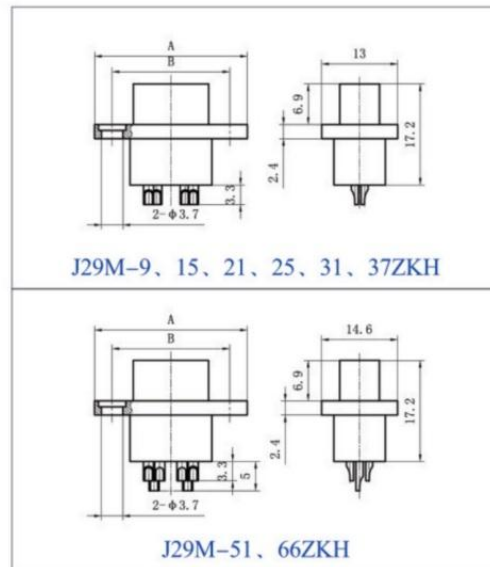
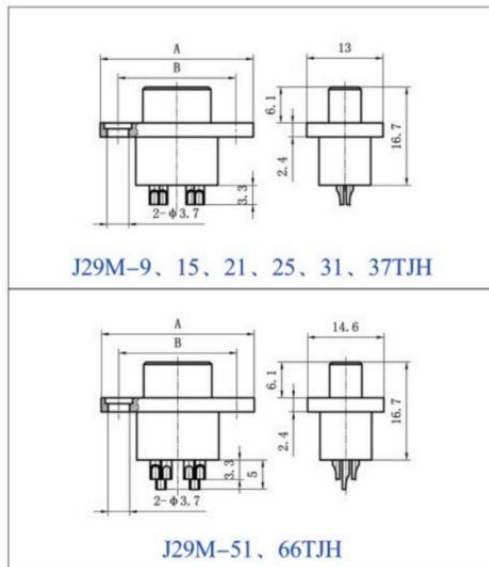
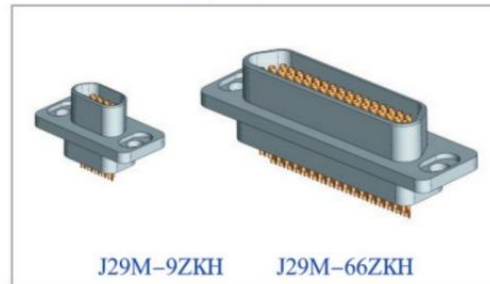
■ J29M型焊接H系列

产品特点：灌胶密封型产品，外壳尾端灌胶腔高度比普通型高，接触件尾端与导线采用焊接方式。

▼ 插头J29M-*TJH



▼ 插座J29M-*ZKH



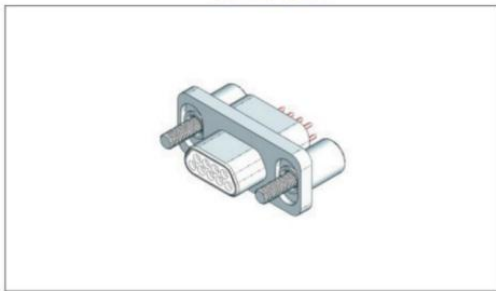
插头型号	A	B	插座型号	A	B
J29M-9TJH	26.1	20.1	J29M-9ZKH	26.1	20.1
J29M-15TJH	31.6	25.6	J29M-15ZKH	31.6	25.6
J29M-21TJH	37.3	31.3	J29M-21ZKH	37.3	31.3
J29M-25TJH	42.0	36.0	J29M-25ZKH	42.0	36.0
J29M-31TJH	47.7	41.7	J29M-31ZKH	47.7	41.7
J29M-37TJH	53.5	47.5	J29M-37ZKH	53.5	47.5
J29M-51TJH	52.0	46.0	J29M-51ZKH	52.0	46.0
J29M-66TJH	61.5	55.5	J29M-66ZKH	61.5	55.5

■ J29A锁紧组件\自由端锁紧组件

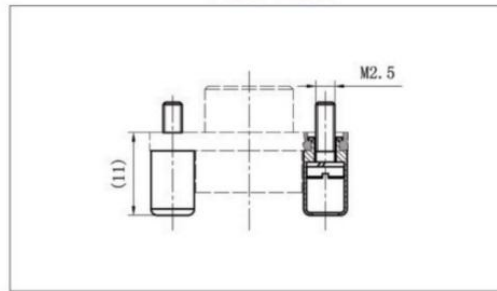
产品特点：产品的锁紧组件分为自由端和固定端锁紧组件两大类，产品配自由端锁紧组件组成自由端连接器，配固定端锁紧组件组成固定端连接器。自由端锁紧组件与固定端锁紧组件配套使用。

■ L型锁紧组件

▼ 装配示意图



▼ 外形尺寸图



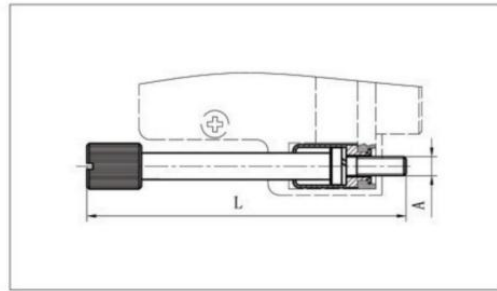
自由端锁紧件	可以配用的固定端锁紧组件
L 型	P、P1、P3、P4、P5、P8、P9、P11~P16型

■ L1、L2、L3、L4型锁紧组件

▼ 装配示意图



▼ 外形尺寸图

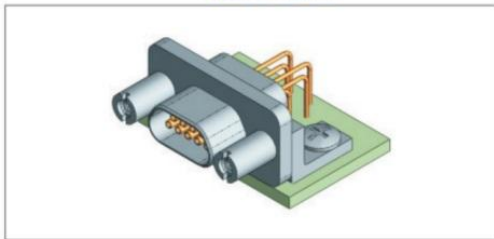


自由端锁紧件	A	L	可配尾罩合件	可配用的固定端锁紧组件
L1 型	M2.5	43	D、D1、D2型	P、P1、P3、P4、P5、P8、P9、P11~P16型
L2 型	0.099-48UNC-2A	43	D、D1、D2型	P6型
L3 型	M2.5	23	D、D1、D2型	P、P1、P3、P4、P5、P8、P9、P11~P16型
L4 型	M2.5	23	D、D1、D2型	P、P1、P3、P4、P5、P8、P9、P11~P16型

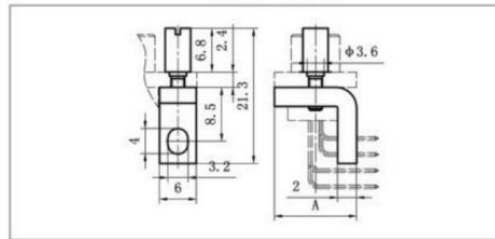
■ J29A锁紧组件\固定端锁紧组件

■ P型锁紧组件

▼ 装配示意图



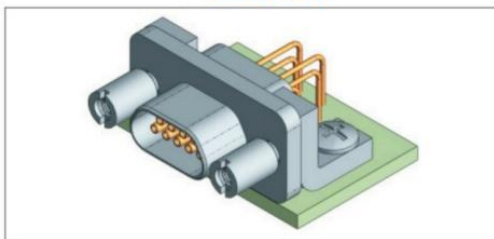
▼ 外形尺寸图



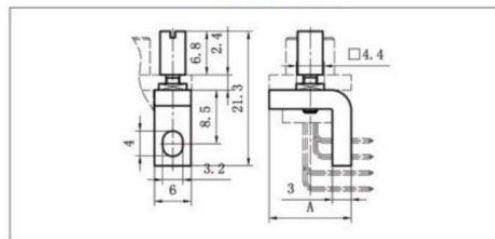
固定端锁紧件	A		可配用自由端锁紧组件	备注
P 型	8.8	9~37芯	L、L1、L3、L4型	仅限用于外壳为J29A-A型弯式印制板系列产品的边缘安装方式，无安装板
	10.7	51~66芯		

■ P15型锁紧组件

▼ 装配示意图



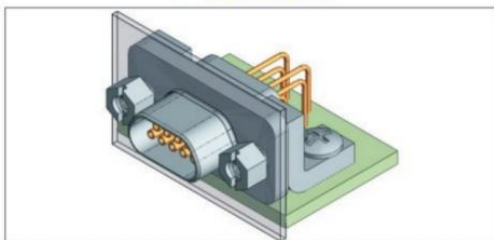
▼ 外形尺寸图



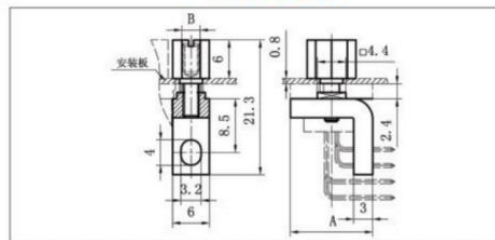
固定端锁紧件	A		可配用自由端锁紧组件	备注
P15 型	13	9~37芯	L、L1、L3、L4型	用于J29A-TJW/ZKW/TJWI/ZKWI弯式印制板系列产品的边缘安装方式，无安装板
	14.6	51~66芯		

■ P3、P6型锁紧组件

▼ 装配示意图



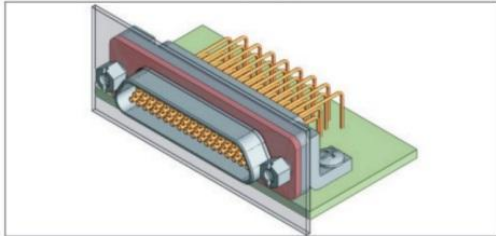
▼ 外形尺寸图



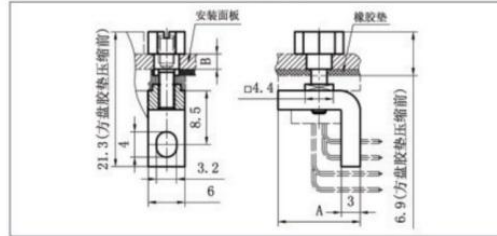
固定端锁紧件	A		B	可配用自由端锁紧组件	备注
P3 型 (公制螺纹)	13.0	9~37芯	M2.5	L、L1、L3、L4型	J29A-TJW/ZKW/TJWI/ZKWI弯式印制板系列产品的板后边缘安装方式使用，安装板的厚度0.8mm
	14.6	51~66芯			
P6 型 (英制螺纹)	13.0	9~37芯	0.099-48UNC-2B	L2型	
	14.6	51~66芯			

■ P4、P13型锁紧组件

▼ 装配示意图



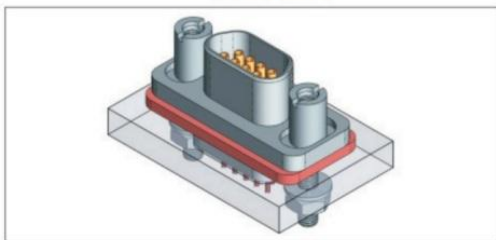
▼ 外形尺寸图



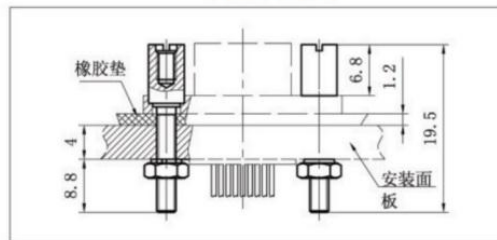
固定端锁紧件	A	B	可配用自由端锁紧组件	备注
P4 型	13.0	9~37芯	L、L1、L3、L4型	用于外壳为J29A-TJW/ZKW/TJWI/ZKWI弯式印制板系列产品的边缘安装方式，板后安装
	14.6	51~66芯		
P13 型	13.0	9~37芯		
	14.6	51~66芯		

■ P5型锁紧组件

▼ 装配示意图



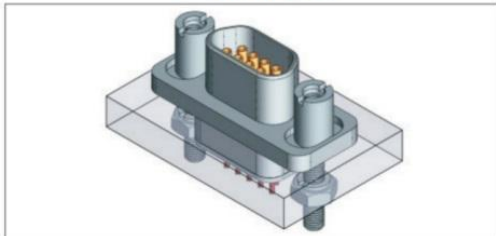
▼ 外形尺寸图



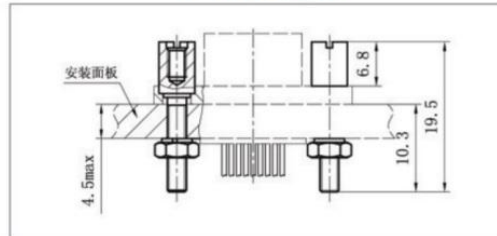
固定端锁紧件	可配用自由端锁紧组件	备注
P5 型	L、L1、L3、L4型	用于29M密封型板前安装，安装板厚度 $\leq 4\text{mm}$ ，导电橡胶垫

■ P8型锁紧组件

▼ 装配示意图



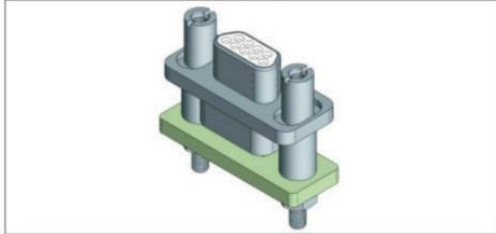
▼ 外形尺寸图



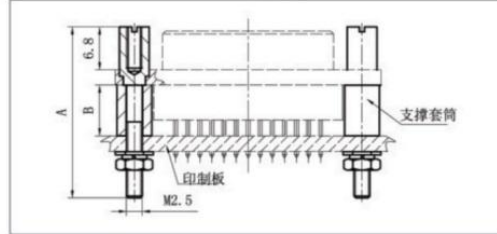
固定端锁紧件	可配用自由端锁紧组件	备注
P8 型	L、L1、L3、L4型	用于板前安装，安装板厚度 $\leq 4.5\text{mm}$

■ P9、P11型锁紧组件

▼ 装配示意图



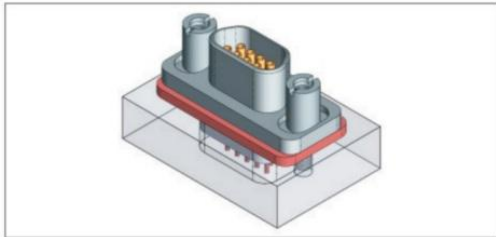
▼ 外形尺寸图



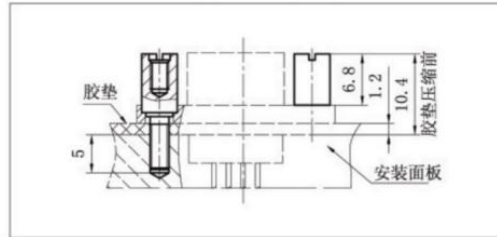
固定端锁紧件	A	B	印制板厚度	可配用自由端锁紧组件	备注
P9 型	27	8	≤2.5mm	L、L1、L3、L4型	用于直插印制板N、N2系列安装，无安装板
P11 型	24	2.7	2.5~3.5mm		

■ P12 型锁紧组件

▼ 装配示意图



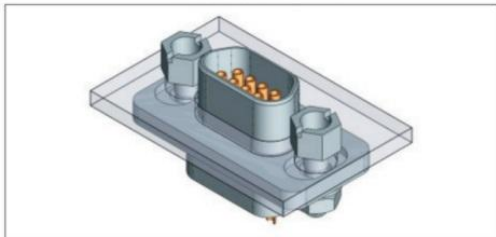
▼ 外形尺寸图



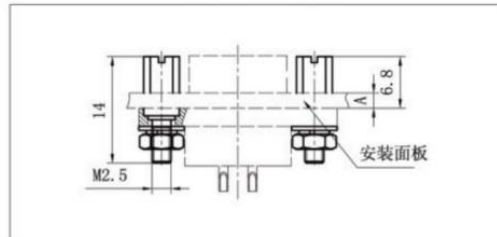
固定端锁紧件	可配用自由端锁紧组件	备注
P12 型	L、L1、L3、L4型	用于具有界面密封的板前安装，螺纹深度≥5mm

■ P14、P16型锁紧组件

▼ 装配示意图



▼ 外形尺寸图




固定端锁紧件	安装板厚度A	可配用自由端锁紧组件	备注
P14 型	2~2.5mm	L、L1、L3、L4型	适用压接、焊接系列板后安装
P16 型	1~1.5mm		

■ J29A附件\尾罩合件

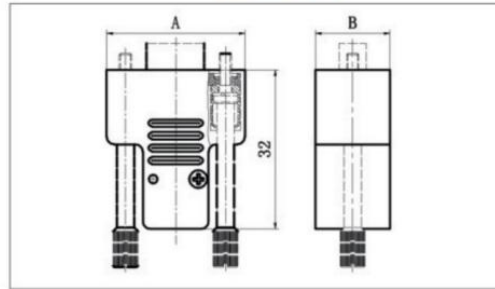
■ D型尾罩合件

适用于普通型的压接、焊接式产品，合件为两瓣式，内置式线夹。

▼ 装配示意图



▼ 外形尺寸图



适用产品	A	B	适用产品	A	B
J29A-9	27.8	15	J29A-31	49.6	15
J29A-15	33.3	15	J29A-37	55.3	15
J29A-21	38.9	15	J29A-51	53.8	16.6
J29A-25	43.8	15	J29A-66	63.3	16.6

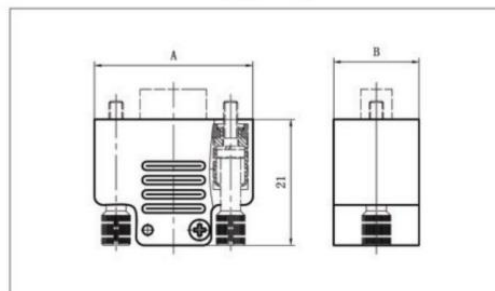
■ D1型尾罩合件

只适用于普通型压接式产品，合件为两瓣式，无线夹。

▼ 装配示意图



▼ 外形尺寸图




适用产品	A	B	适用产品	A	B
J29A-9	27.8	15	J29A-31	49.6	15
J29A-15	33.3	15	J29A-37	55.3	15
J29A-21	38.9	15	J29A-51	53.8	16.6
J29A-25	43.8	15	J29A-66	63.3	16.6

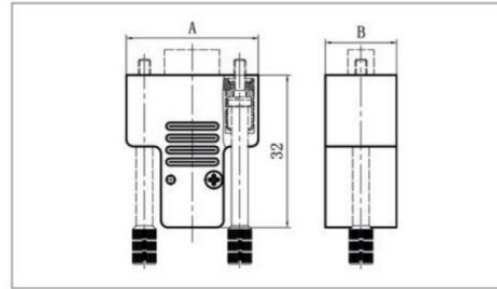
■ D2 型尾罩合件

只适用于“J29A-A1”型压接、焊接式产品，合件为两瓣式，内置式线夹。

▼ 装配示意图



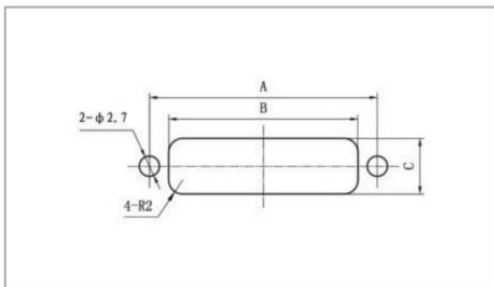
▼ 外形尺寸图



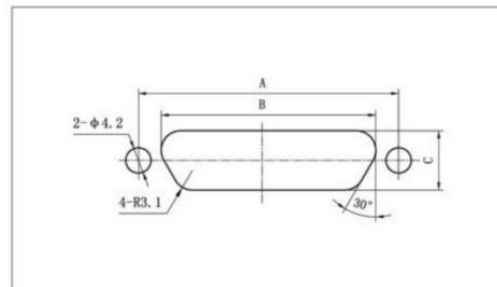
适用产品	A	B	适用产品	A	B
J29A-9-A1	27.8	13	J29A-31-A1	49.6	13
J29A-15-A1	33.3	13	J29A-37-A1	55.3	13
J29A-21-A1	38.9	13	J29A-51-A1	53.8	14.6
J29A-25-A1	43.8	13	J29A-66-A1	63.3	14.6

■ J29A系列安装板开孔尺寸

▼ 板前安装开孔尺寸



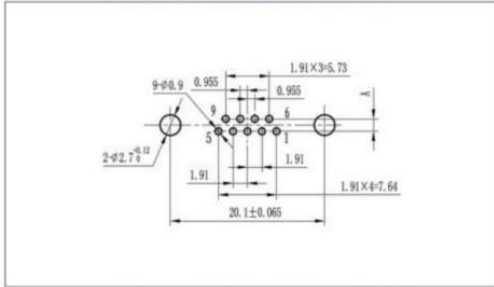
▼ 板后安装开孔尺寸



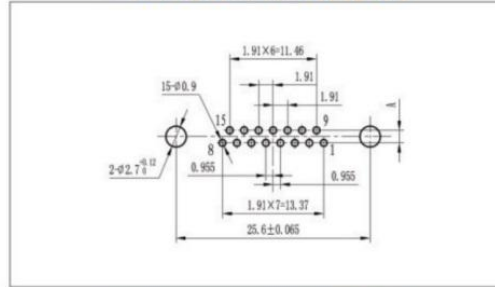
产品芯数	A	B	C	产品芯数	A	B	C
J29A-9	20.1	14.2	9	J29A-9	20.1	13.3	7
J29A-15	25.6	19.7	9	J29A-15	25.6	18.8	7
J29A-21	31.3	25.6	9	J29A-21	31.3	24.5	7
J29A-25	36	30.1	9	J29A-25	36	30.2	7.9
J29A-31	41.7	35.9	9	J29A-31	41.7	35	7.9
J29A-37	47.5	41.6	9	J29A-37	47.5	40.7	7.9
J29A-51	46	40.1	10.9	J29A-51	46	369.2	9.6
J29A-66	55.5	49.6	10.9	J29A-66	55.5	48.7	9.6

■ J29系列印制板开孔尺寸J29-N/N2系列

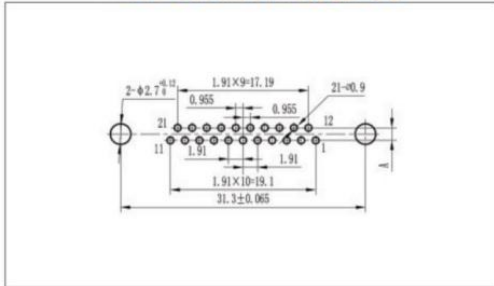
▼ J29-9TJN/TJN2开孔尺寸



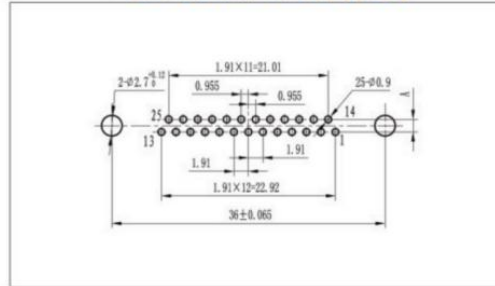
▼ J29-15TJN/TJN2开孔尺寸



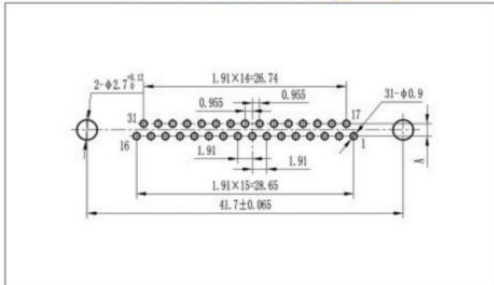
▼ J29-21TJN/TJN2开孔尺寸



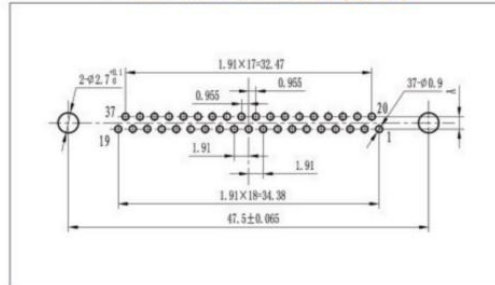
▼ J29-25TJN/TJN2开孔尺寸



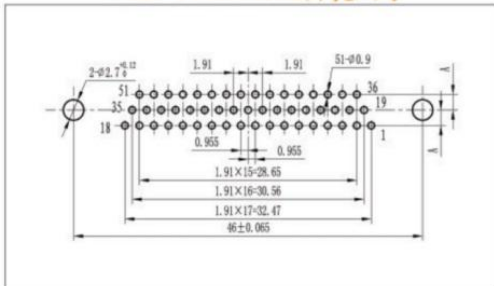
▼ J29-31TJN/TJN2开孔尺寸



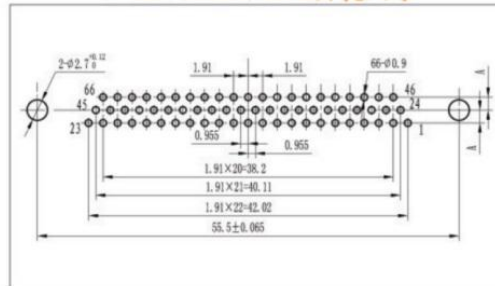
▼ J29-37TJN/TJN2开孔尺寸



▼ J29-51TJN/TJN2开孔尺寸



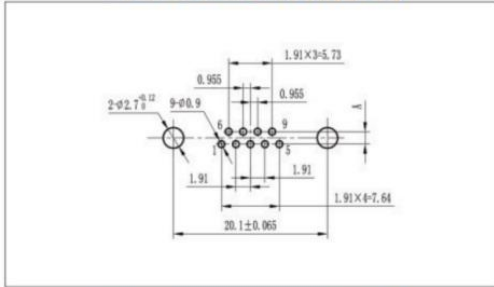
▼ J29-66TJN/TJN2开孔尺寸



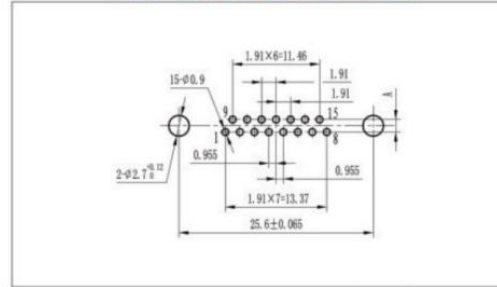
产品类型	J29A-*TJN/J29G-*TJN	J29A-*TJN2
A	1.65	2.54

■ J29系列印制板开孔尺寸J29-N/N2系列

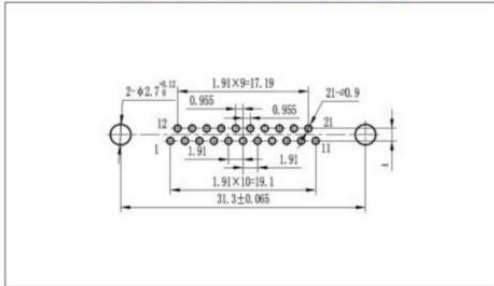
▼ J29-9ZKN/ZKN2开孔尺寸



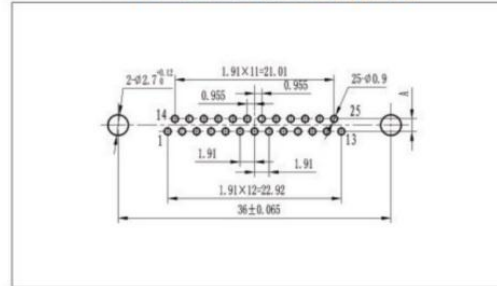
▼ J29-15ZKN/ZKN2开孔尺寸



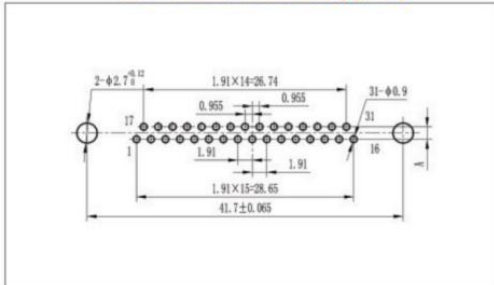
▼ J29-21ZKN/ZKN2开孔尺寸



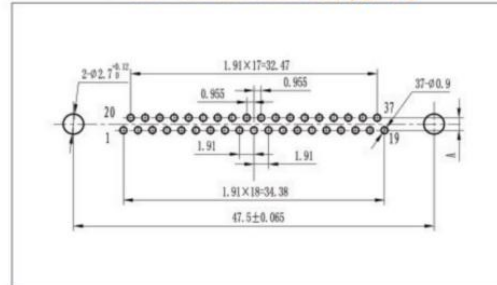
▼ J29-25ZKN/ZKN2开孔尺寸



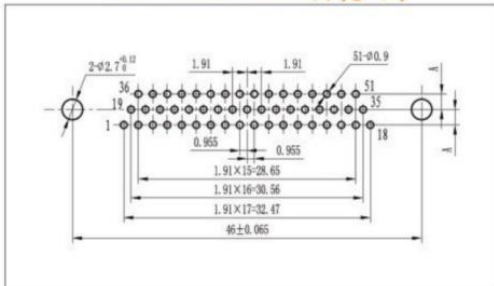
▼ J29-31ZKN/ZKN2开孔尺寸



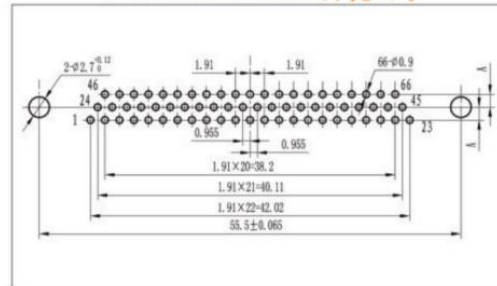
▼ J29-37ZKN/ZKN2开孔尺寸



▼ J29-51ZKN/ZKN2开孔尺寸



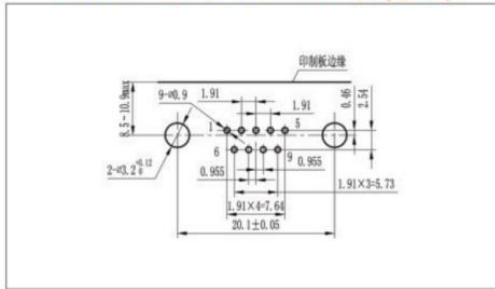
▼ J29-66ZKN/ZKN2开孔尺寸



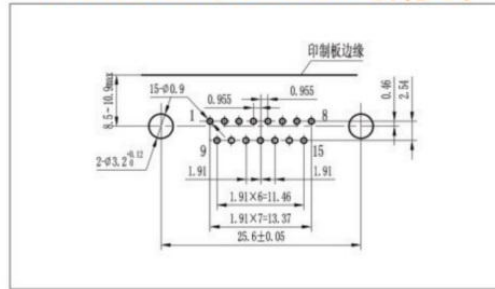
产品类型	J29A-*ZKN/J29G-*ZKN	J29A-*ZKN2
A	1.65	2.54

■ J29A系列弯插印制板开孔尺寸J29A-W、J29A-W-A系列

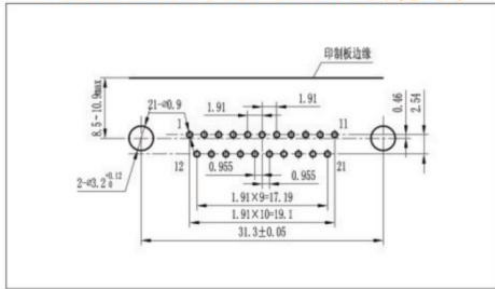
▼ J29A-9TJW、J29-9TJW-A开孔尺寸



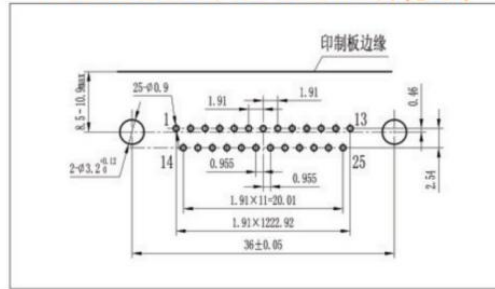
▼ J29A-15TJW、J29-15TJW-A开孔尺寸



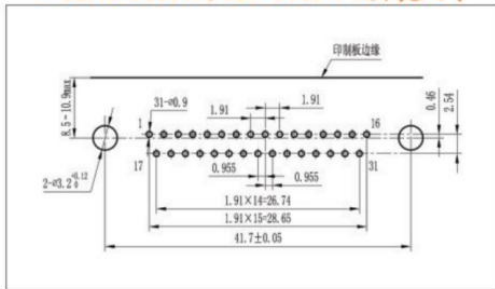
▼ J29A-21TJW、J29-21TJW-A开孔尺寸



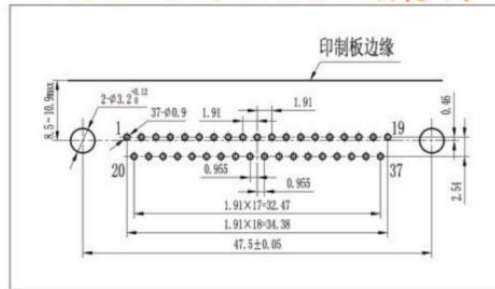
▼ J29A-25TJW、J29-25TJW-A开孔尺寸



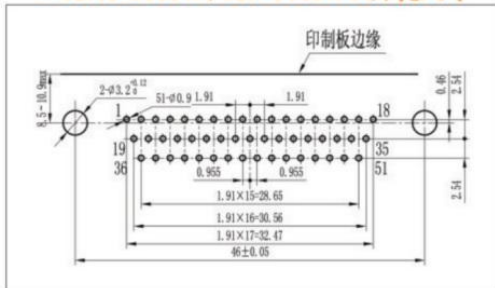
▼ J29A-31TJW、J29-31TJW-A开孔尺寸



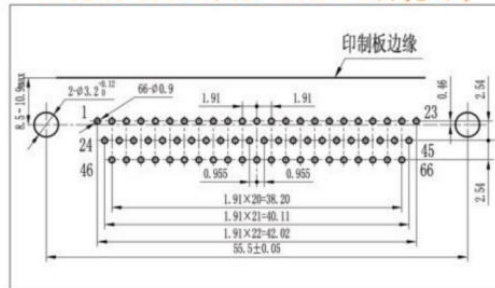
▼ J29A-37TJW、J29-37TJW-A开孔尺寸



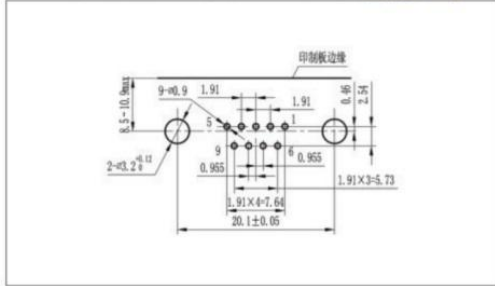
▼ J29A-51TJW、J29-51TJW-A开孔尺寸



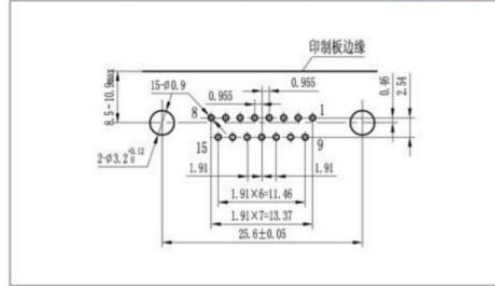
▼ J29A-66TJW、J29-66TJW-A开孔尺寸



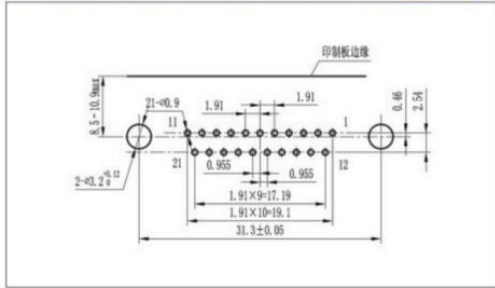
▼ J29A-9ZKW、J29-9ZKW-A开孔尺寸



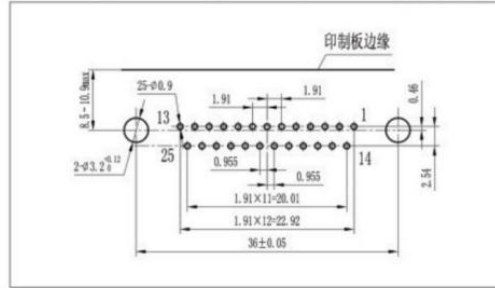
▼ J29A-15ZKW、J29-15ZKW-A开孔尺寸



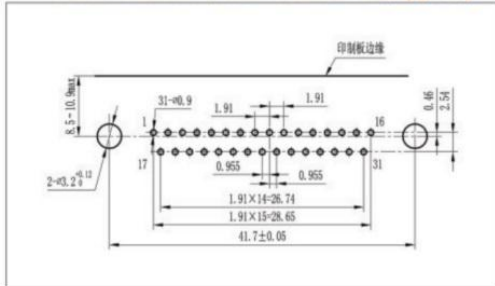
▼ J29A-21ZKW、J29-21ZKW-A开孔尺寸



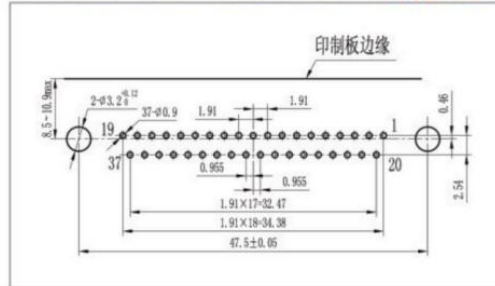
▼ J29A-25ZKW、J29-25ZKW-A开孔尺寸



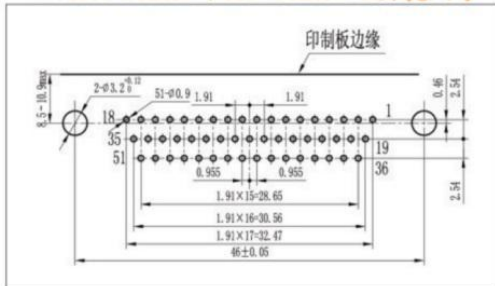
▼ J29A-31ZKW、J29-31ZKW-A开孔尺寸



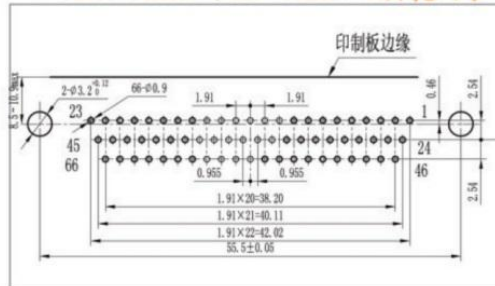
▼ J29A-37ZKW、J29-37ZKW-A开孔尺寸



▼ J29A-51ZKW、J29-51ZKW-A开孔尺寸

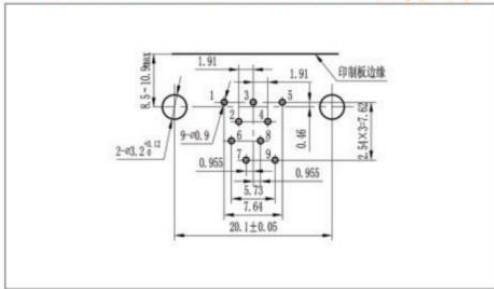


▼ J29A-66ZKW、J29-66ZKW-A开孔尺寸

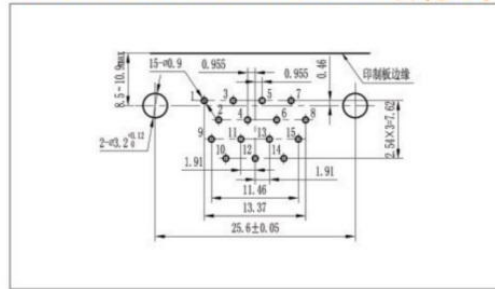


■ J29A系列弯插印制板开孔尺寸J29A-WI、J29A-WI-A系列

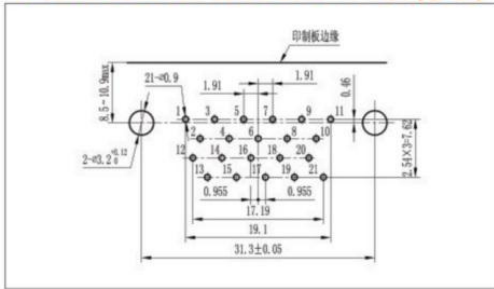
▼ J29A-9TJWI、J29A-9TJWI-A开孔尺寸



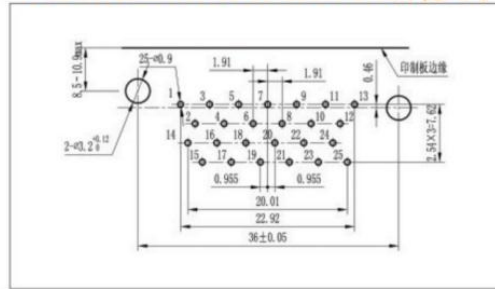
▼ J29A-15TJWI、J29A-15TJWI-A开孔尺寸



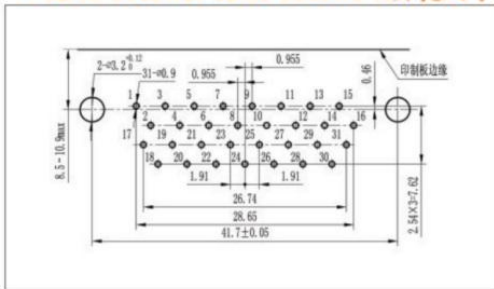
▼ J29A-21TJWI、J29A-21TJWI-A开孔尺寸



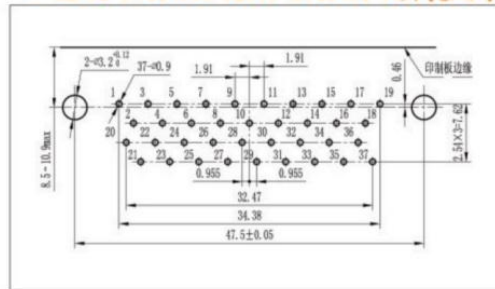
▼ J29A-25TJWI、J29A-25TJWI-A开孔尺寸



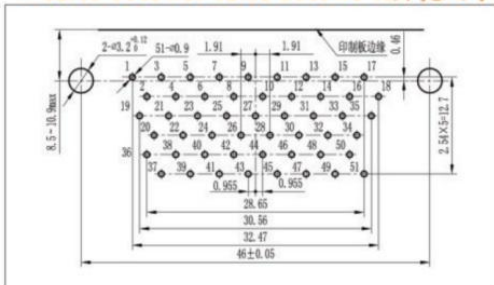
▼ J29A-31TJWI、J29A-31TJWI-A开孔尺寸



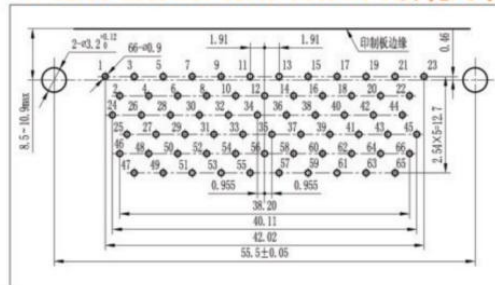
▼ J29A-37TJWI、J29A-37TJWI-A开孔尺寸



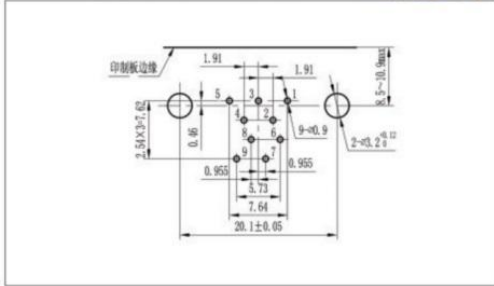
▼ J29A-51TJWI、J29A-51TJWI-A开孔尺寸



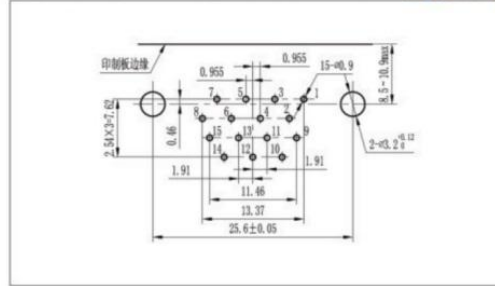
▼ J29A-66TJWI、J29A-66TJWI-A开孔尺寸



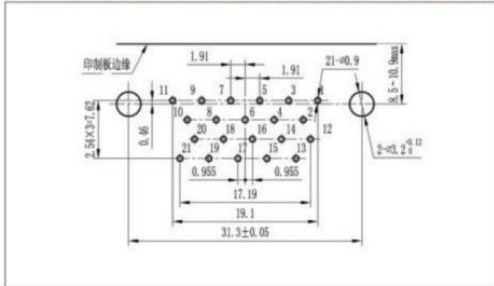
▼ J29A-9ZKWI、J29A-9ZKWI-A开孔尺寸



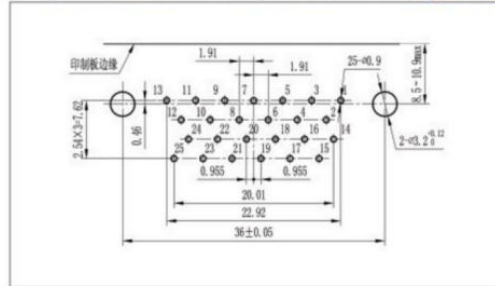
▼ J29A-15ZKWI、J29A-15ZKWI-A开孔尺寸



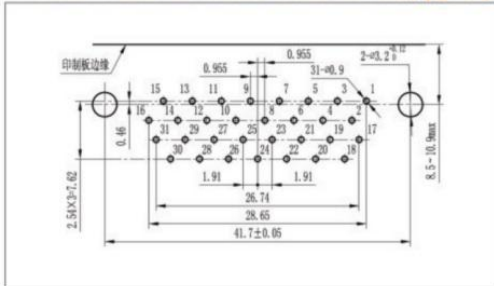
▼ J29A-21ZKWI、J29A-21ZKWI-A开孔尺寸



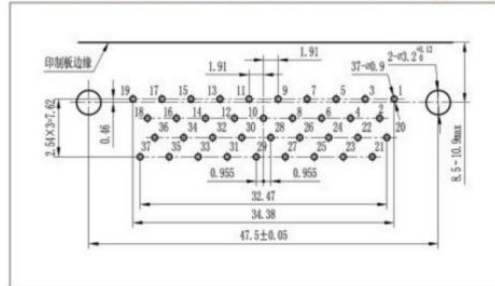
▼ J29A-25ZKWI、J29A-25ZKWI-A开孔尺寸



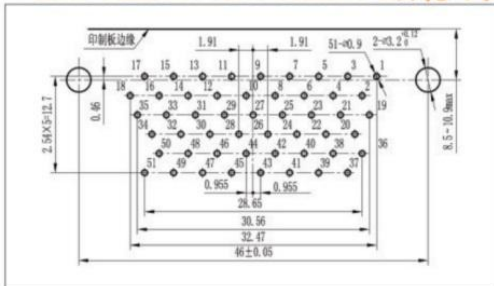
▼ J29A-31ZKWI、J29A-31ZKWI-A开孔尺寸



▼ J29A-37ZKWI、J29A-37ZKWI-A开孔尺寸



▼ J29A-51ZKWI、J29A-51ZKWI-A开孔尺寸



▼ J29A-66ZKWI、J29A-66ZKWI-A开孔尺寸

